

Part/Order no:	Packing
Rxsol-12-1501-020	20 Ltr
Rxsol-12-1501-025	25 Ltr
Rxsol-12-1501-210	210 Ltr

All Purpose Cleaner


The Importance of RXSOL-12-1501 by High-Pressure Cleaning The job of high pressure cleaning can be done easier & quicker by simply using RXSOL-12-1501 in correct dosages. Using a high pressure cleaner alone, without any CLEANER, will not achieve optimal cleaning results High-pressure cleaning primarily refers to cleaning of Hard surfaces, such as Decks, Tanks, Engine-rooms, etc. and in the majority of cases the cleaning is done according to the so-called two-step method:

Step 1 :

Spraying the RXSOL-12-1501 over the area to be cleaned.


Step 2 :

Washing down the area using a high-pressure water jet After the RXSOL-12-1501 has been sprayed on the surface and before The wash down begins, the chemicals penetrates & thoroughly moistens dirt & other grime. During wash down, the RXSOL-12-1501 thoroughly dissolves the particles of dirt, even oil and fat, in the water spray and thus achieves optimal cleaning results. In addition to being more effective, the use of RXSOL-12-1501 substantially reduces the time required for the cleaning operation, as well as preventing dirt from reforming on the surface. The use of RXSOL-12-1501 in correct dosages is half the job done. 3 Pieces of Good Advice Apply RXSOL-12-1501 on dry surface where possible! A dry surface will absorb far better than a wet surface. When applying RXSOL-12-1501 on vertical surfaces: Start application from the bottom and work upwards! If beginning from the top and going downwards, the RXSOL-12-1501 may produce "channels"


down the surface, thereby running too fast off the surface. During high pressure cleaning: It is important that the rinsing water does not run over non-cleaned surfaces! The rinsing water can draw soap from the surface if running over non-cleaned surfaces. High pressure together with optimum concentration of RXSOL-12-1501 will give the best effect. 


Product Description:

RXSOL-12-1501 is superior & powerful alkaline cleaner containing corrosion inhibitors to prevent the corrosion of metals. It is low toxic product with an exceptional solvency power on soil & oily matter & having good foaming qualities. It is free from Hydrocarbon solvents, Biodegradable and minimizes the extreme hazards to personnel in handling materials Applications RXSOL-12-1501 Suitable for cleaning engine components like fuel and Lube oil filters, Injection nozzles, pump components, inlet and exhaust valves & primarily refers to cleaning of hard surfaces, such as Decks , Tanks ,Engine-rooms ,etc .can be used for all types of cleaning and degreasing and may be applied by brush, hand spray , high and low pressure washing Machines etc . Directions for Use and Dose Rates General Cleaning RXSOL-12-1501 can be used for all types of cleaning & degreasing & may be applied by Brush, Hand spray, high and low pressure washing machines etc .Time necessary for cleaning depends on the nature and thickness of the deposits.20-30 min. will suffice for most applications. Hardened, carbonized or aged deposits may require up to 4 hours. If the cleaning solution is not heavily contaminated, it may be re-used at a later stage. If allowed to cool, the degassing procedure must be repeated. Depending on degree of contamination RXSOL-12-1501 should be mixed with warm water at a rate of 50-200 ml per 10 litres.i.e.1cup of RXSOL-12-1501 to a bucket of water. RXSOL-12-1501 solution can be applied simply by mops, brushes or rags, or by dipping the soiled

articles into the RxRXSOL-15-1501 tech solution. After cleaning, rinse off with cold or warm water. Due to high foaming properties, RXSOL-12-1501 is not recommended for washing machines. Tank Cleaning Cargo tank cleaning to remove Residues of Mineral, Animal, Vegetable or Fish oil, Waxes & Soot from inert gas systems 

Method of Application and Dose Rates:

1. Direct injection method for tank washing machines. Dose rate 1-5 liters per ton wash water (0.1-0.5%).
2. Recirculation method. Dose rate 1-7 liters per ton wash water (0.1-0.7%).
3. Spot cleaning. Hand spray neat or diluted with up to Five parts water and leave for several minutes before rinsing off with clean water. Cleaning of Cargo Tanks to remove Soot from Inert Gas Systems.
4. Spray RXSOL-12-1501 on with a high Pressure cleaning machine and use 1:6 with water. If used with hand sprayer, spray the product neat onto the surface, allowing 1 lit. for every 12 m². Use a 5-8% solution in a tank washing machine.
5. Leave for about 30-45 minutes. The surface should be kept wet.
6. Wash down with hot water (80°C) and check the cargo tank
7. Repeat the procedure if necessary. 

Note: Whenever possible, the cleaning solution should be heated to 60-80°C. If this method is not possible, other conventional methods such as separate rate direct injection, recirculation or hand spraying provide acceptable options. For boiler fire side cleaning, a 10-20 % hot solution, (temp .above 40°C), should be sprayed on to the surfaces to be cleaned. Allow to penetrate for 20 minutes and flush off. For deposits which are very hard to remove, increase the concentration to 50% and repeat if necessary. 

Appearance.	Pale yellow liquid	
Density	In g/cm ³ at 15°C: 1.01	
Compatibility Metal	No known effect	
Rubber	No known effect	
PH	Alkaline	
PACKAGING	RXSOL-12-1501-AP	Size (in Liters) 25, 35

Characteristics:

1. Removes grease, oil, carbon deposits, soil and grime.
2. Keeps loosened deposits in suspension preventing re-deposition.
3. Low toxic.
4. Biodegradable.
5. Non-flammable.
6. Free from hydrocarbon solvents.
7. Effective and economical in use
8. Water-based cleaner.

9. RXSOL-12-1501 has numerous cleaning applications including removal of greases, waxes.
10. oil, sludge, soot, carbon deposits and general dirt and grime.
11. Non-corrosive to ferrous metals.
12. Suitable for all tank-coatings.
13. Can be used for gas and hydrocarbon freeing of tanks.
14. Can be used for deodorizing
15. Contains wetting agents.
16. Leaves surfaces residue free. Page 2 of 3:
3 :
17. Acceptable for use in food areas.
18. Suitable for accommodation cleaning of woodwork, leather, desks, etc.
19. Suitable for cleaning of toilets and showers.
20. Suitable for cleaning of reefer boxes.
21. Can be used for cleaning of windows and portholes.
22. Can be used for cleaning of dishes.
23. Can be used for cleaning of hospitals.
24. Can be used for hand laundry cleaning.